

DATE: 07/02/2018
TIME: 10:33

BRIGHT LOCAL SCHOOL DISTRICT
CASH RECONCILIATION AS OF 07/02/2018

PAGE: 1
(USAEMSED)

	SUB-TOTALS	TOTALS
	-----	-----
Gross Depository Balances:		
PEOPLES BANK	\$ 1,297,728.46	
STAR OHIO	1,641,784.79	
FIRST FINANCIAL - CD'S	101,046.68	
PEOPLES BANK - CD'S	201,004.60	
REDTREE INVESTMENTS	1,000,744.46	


Total Depository Balances (Gross)		\$ 4,242,308.99
Adjustments to Bank Balance:		
Cash in Transit to Bank	\$ 0.00	
Outstanding Checks	129,261.58-	
Adjustments	3,349.53-	
Posted Payroll Items not Cleared		

Total Adjustments to Bank Balance		132,611.11-
Investments:		
Treasury Bonds and Notes	\$ 0.00	
Certificate of Deposits	0.00	
Other Securities	0.00	
Other Investments:		

Total Investments		0.00
Cash on Hand:		
Petty Cash:		
Change Cash:		
Cash with Fiscal Agent	0.00	

Total Cash on Hand		0.00

Total Balances		\$ 4,109,697.88
		=====
Total Fund Balance		\$ 4,109,697.88
		=====
Depository Clearance Accounts:		
Total Clearance Account Balances		\$ 0.00



Treasurer

Bright Local School District

Investment Portfolio

As of July 1, 2018

First Financial Bank

Hillsboro, Ohio

CD's

<u>Term</u>	<u>Amount</u>	<u>Interest</u>	<u>Interest Paid</u>	<u>Maturity Date</u>
18 Month	\$101,046.68	1.00%	Semi-Annually	6/5/19
Total	\$101,046.68			

Peoples Bank

Sardina, Ohio

CD's

<u>Term</u>	<u>Amount</u>	<u>Interest</u>	<u>Interest Paid</u>	<u>Maturity Date</u>
12 Month	\$101,004.60	2.00%	on maturity	5/29/19
18 Month	\$100,000.00	1.25%	on maturity	11/24/18
Total	\$201,004.60			

Checking	\$1,297,728.46	0.41%	monthly	n/a
----------	----------------	-------	---------	-----

Star Ohio

Money Market

<u>Term</u>	<u>Amount</u>	<u>Interest</u>	<u>Interest Paid</u>	<u>Maturity Date</u>
n/a	\$1,641,784.79	1.81%	monthly	n/a

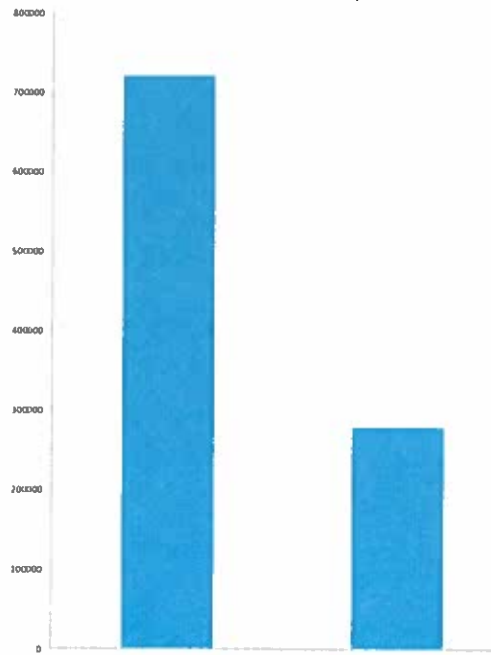

RedTree Investments

Commercial Paper

<u>Term</u>	<u>Amount</u>	<u>Interest</u>	<u>Interest Paid</u>	<u>Maturity Date</u>
<270 days	\$1,000,744.46	~2.33%	on maturity	varies

Monthly Investment Summary
Bright Local Schools
US Bank Custodian Acct Ending x99836
June 30, 2018

Monthly Cash Flow Activity		Market Value Summary				
From 05-31-18 through 06-30-18		Security Type	Market Value	Pct. Assets	Avg Yield at Cost	Wght Avg Mat
Beginning Book Value	1,000,238.32	Money Market Fund				
Contributions	0.00	MONEY MARKET FUND	3,946.09	0.4	1.75	0.00
Withdrawals	0.00	Commercial Paper				
Prior Month Management Fees	-76.79	COMMERCIAL PAPER	999,565.30	99.6	2.33	0.24
Realized Gains/Losses	0.00	TOTAL PORTFOLIO	1,003,511.39	100.0	2.33	0.24
Gross Interest Earnings	582.93					
Ending Book Value	1,000,744.46					

Maturity Distribution	Security Type Allocation												
<p align="center">Distribution by Maturity</p>  <table border="1"> <caption>Distribution by Maturity Data</caption> <thead> <tr> <th>Maturity Category</th> <th>Value (Approximate)</th> </tr> </thead> <tbody> <tr> <td>Under 3 Mths</td> <td>720,000</td> </tr> <tr> <td>3 Mths - 6 Mths</td> <td>280,000</td> </tr> </tbody> </table>	Maturity Category	Value (Approximate)	Under 3 Mths	720,000	3 Mths - 6 Mths	280,000	 <table border="1"> <caption>Security Type Allocation Data</caption> <thead> <tr> <th>Security Type</th> <th>Percentage</th> </tr> </thead> <tbody> <tr> <td>Money Market Fund</td> <td>0.4%</td> </tr> <tr> <td>Commercial Paper</td> <td>99.6%</td> </tr> </tbody> </table>	Security Type	Percentage	Money Market Fund	0.4%	Commercial Paper	99.6%
Maturity Category	Value (Approximate)												
Under 3 Mths	720,000												
3 Mths - 6 Mths	280,000												
Security Type	Percentage												
Money Market Fund	0.4%												
Commercial Paper	99.6%												

Disclosures:

RedTree's internal accounting system is used as the source of the market value of this account. Although obtained from a source believed to be reliable, we cannot guarantee its accuracy. You should review all account statements provided by the custodian and compare with the statements provided by RedTree.

Portfolio Holdings Report
Bright Local Schools
US Bank Custodian Acct Ending x99836
 June 30, 2018

Quantity	Cusip	Security Description	Moody's	S&P	Cost Basis	Market Value	Yield at Cost	Wtd Maturity	Purchase Date
COMMERCIAL PAPER									
145,000	89233HHG2	Toyota Motor Credit 0.000% Due 08-16-18	P-1	A-1+	144,073.61	144,609.95	2.31	0.13	05-08-18
145,000	09659KJM3	BNP Paribas 0.000% Due 09-21-18	P-1	A-1	143,884.55	144,276.45	2.29	0.23	05-22-18
145,000	36164KJM4	General Electric Capital Corp Treasury 0.000% Due 09-21-18	P-1	A-1	143,897.60	144,276.45	2.32	0.23	05-25-18
145,000	62479MJR5	MUFG Bank 0.000% Due 09-25-18	P-1	A-1	143,855.59	144,240.20	2.33	0.24	05-25-18
145,000	63873KJU2	Natixis NY 0.000% Due 09-28-18	P-1	A-1	143,869.00	144,212.65	2.36	0.25	05-31-18
135,000	89119BK13	TD USA 0.000% Due 10-01-18	P-1	A-1+	133,948.35	134,218.35	2.30	0.26	05-31-18
145,000	46640QLD1	JP Morgan 0.000% Due 11-13-18	P-1	A-1	143,269.67	143,731.25	2.43	0.37	05-18-18
					996,798.37	999,565.30	2.33	0.24	
MONEY MARKET FUND									
	USBMMF	First American Treasury Obligations Fund			3,946.09	3,946.09	1.75		
TOTAL PORTFOLIO					1,000,744.46	1,003,511.39	2.33	0.24	

Disclosures:

RedTree's internal accounting system is used as the source of the market value of this account. Although obtained from a source believed to be reliable, we cannot guarantee its accuracy. You should review all account statements provided by the custodian and compare with the statements provided by RedTree.

Questions? Call 888.596.2293 or email info@redtreeinv.com

BRIGHT LOCAL SCHOOL DISTRICT
 SORT BY CHECK NUMBER
 CHECK DATES BETWEEN 06/01/2018 AND 06/30/2018
 ALL CHECKS SELECTED

CHECK	TYPE	DATE	VENDOR	VENDOR	STATUS/DATE	BANK CODE	CHECK AMOUNT
081292	W	05/18/2018	OH DEPT OF JOB & FAMILY SERVIC	001440	VOID: 06/13/2018		62.64
081337	W	06/07/2018	AMERICAN ELECTRIC POWER	000330	RECONCILED:07/02/2018		14,099.86
081338	W	06/07/2018	OFFICE FOR CHILD NUTRITUTION	000420	RECONCILED:07/02/2018		11.95
081339	W	06/07/2018	POSTMASTER	000740	RECONCILED:07/02/2018		616.00
081340	W	06/07/2018	BLOSSOMS' N BUDS	000797	RECONCILED:07/02/2018		64.36
081341	W	06/07/2018	HIGHLAND CO. WATER CO.	000850	RECONCILED:07/02/2018		826.50
081342	W	06/07/2018	PEPSI-COLA BOTTLING COMPANY	001549	RECONCILED:07/02/2018		529.10
081343	W	06/07/2018	TIMBER LANE SPORTSWEAR	001588	RECONCILED:07/02/2018		966.50
081344	W	06/07/2018	DEBORAH ROBERTSON	001710	RECONCILED:07/02/2018		98.58
081345	W	06/07/2018	SHERWIN WILLIAMS COMPANY	001840	RECONCILED:07/02/2018		168.24
081346	W	06/07/2018	AUS CENTRAL LOCKBOX	001850	RECONCILED:07/02/2018		205.70
081347	W	06/07/2018	TIM HART	003416	RECONCILED:07/02/2018		63.77
081348	W	06/07/2018	CATHY FORSYTHE	003451	RECONCILED:07/02/2018		322.40
081349	W	06/07/2018	CARDINAL BUS SALES & SERVICE, INC.	003541	RECONCILED:07/02/2018		58.04
081350	W	06/07/2018	VILLAGE OF MOWRYSTOWN	003607	RECONCILED:07/02/2018		618.48
081351	W	06/07/2018	SPORT SUPPLY GROUP INC.	003665	RECONCILED:07/02/2018		2,362.50
081352	W	06/07/2018	SCHOLASTIC BOOK FAIR -30	003815	RECONCILED:07/02/2018		2,861.17
081353	W	06/07/2018	PONDEROSA	003829	RECONCILED:07/02/2018		1,200.00
081354	W	06/07/2018	QUILL CORPORATION	003977	RECONCILED:07/02/2018		848.69
081355	W	06/07/2018	TED DOWNING	004005	RECONCILED:07/02/2018		1,122.35
081356	W	06/07/2018	ALISON BACH	004754	RECONCILED:07/02/2018		239.94
081357	W	06/07/2018	MEDCO	004862	RECONCILED:07/02/2018		145.38
081358	W	06/07/2018	OHIO FFA ASSOCIATION	005774	RECONCILED:07/02/2018		891.00
081359	W	06/07/2018	BRIAN DEATLEY	006091	RECONCILED:07/02/2018		918.33
081360	W	06/07/2018	VILLAGE OF MOWRYSTOWN	006164	RECONCILED:07/02/2018		243.00
081361	W	06/07/2018	MOWRYSTOWN POLICE DEPARTMENT	006304	RECONCILED:07/02/2018		1,424.35
081362	W	06/07/2018	XEROX FINANCIAL SERVICES	006318	RECONCILED:07/02/2018		4,340.00
081363	W	06/07/2018	WILL W. FISCHER & SON CO.	006355	RECONCILED:07/02/2018		3,228.99
081364	W	06/07/2018	JANI-CHEM	006369	RECONCILED:07/02/2018		463.21
081365	W	06/07/2018	ALFRED NICKLES BAKERY, INC.	006440	RECONCILED:07/02/2018		50.00
081366	W	06/07/2018	GARY ARLEDGE	006547	RECONCILED:07/02/2018		159.90
081367	W	06/07/2018	HOLTFIELD	051096	RECONCILED:07/02/2018		129.92
081368	W	06/07/2018	FRONTIER	500778	RECONCILED:07/02/2018		2,009.73
081369	W	06/07/2018	GORDON FOOD SERVICE CENTER	500778	RECONCILED:07/02/2018		146.06
081370	W	06/07/2018	ROBERT LYNN DECKER	500779	RECONCILED:07/02/2018		206.01
081371	W	06/07/2018	MICHELLE RYAN	500876	RECONCILED:07/02/2018		459.00
081372	W	06/07/2018	ENNIS BRITTON CO. LPA	501085	RECONCILED:07/02/2018		178.00
081373	W	06/07/2018	COMDOC INC.	501121	RECONCILED:07/02/2018		122.85
081374	W	06/07/2018	AMERICAN FIDELITY ADMIN SERV	501123	RECONCILED:07/02/2018		241.44
081375	W	06/07/2018	DANIEL KNOBLAUCH	501136	RECONCILED:07/02/2018		1,615.00
081376	W	06/07/2018	GIOVANNI'S PIZZA POWER	501137	RECONCILED:07/02/2018		450.00
081377	W	06/07/2018	PDQ.COM CORPORATION	501179	RECONCILED:07/02/2018		121.52
081378	W	06/07/2018	DEANNA RISNER	501186	RECONCILED:07/02/2018		138.97
081379	W	06/07/2018	RANDY DREWYOR	501212	RECONCILED:07/02/2018		1,200.00
081380	W	06/07/2018	DINSMORE &SHOHL LLP	501214	RECONCILED:07/02/2018		50.00
081381	W	06/07/2018	MIKE BICK	501237	RECONCILED:07/02/2018		500.00
081382	W	06/07/2018	THE VENUE ON LAKE GRANT LLC	501391	RECONCILED:07/02/2018		1,008.97
081382	W	06/07/2018	1st Stop, Inc	501392	RECONCILED:07/02/2018		

BRIGHT LOCAL SCHOOL DISTRICT
 SORT BY CHECK NUMBER
 CHECK DATES BETWEEN 06/01/2018 AND 06/30/2018
 ALL CHECKS SELECTED

HECK	TYPE	DATE	VENDOR	VENDOR	STATUS/DATE	BANK CODE	CHECK AMOUNT
081384	M	06/07/2018	BRIGHT TREASURES OFFICE	901292			3,520.00
081385	C	06/15/2018	B.L.S.D. MEMO PAYROLL ACCOUNT	900145	RECONCILED:07/02/2018		187,133.09
081386	M	06/15/2018	MEMO MEDICARE (BOARD'S SHARE OF MEDICARE)	980000			2,585.88
081387	M	06/15/2018	SCHOOL EMPLOYEES RETIREMENT SYSTEM	901790			327.25
081388	M	06/15/2018	STATE TEACHERS RETIREMENT SYSTEM OF OHIO	901940			554.99
081389	W	06/15/2018	AMERICAN UNITED LIFE GROUP PREMIUM	051086	RECONCILED:07/02/2018		589.79
081390	W	06/15/2018	FIDELITY SECURITY LIFE INS CO	501331	RECONCILED:07/02/2018		532.00
081392	W	06/21/2018	BROWN COUNTY ESC	000186	RECONCILED:07/02/2018		550.00
081393	W	06/21/2018	HEDGES SUPPLY, INC.	000780	RECONCILED:07/02/2018		38.97
081394	W	06/21/2018	HIGHLAND CO. WATER CO.	000850	RECONCILED:07/02/2018		827.70
081395	W	06/21/2018	HOPEWELL/SOESC	000924	RECONCILED:07/02/2018		12,831.89
081396	W	06/21/2018	US BANK	001156			4,910.09
081397	W	06/21/2018	CINCINNATI ZOO	001284			370.50
081398	W	06/21/2018	CAT AMBASSADOR PROGRAM	001432	RECONCILED:07/02/2018		181.25
081399	W	06/21/2018	AT&T	001440			204.31
081400	W	06/21/2018	OH DEPT OF JOB & FAMILY SERVIC	001552			0.00
081401	W	06/21/2018	CIVITAS MEDIA, LLC	001710	RECONCILED:07/02/2018		250.36
081402	W	06/21/2018	DEBORAH ROBERTSON	001730			227.31
081402	W	06/21/2018	RUMPKS OF OHIO INC.	001913	RECONCILED:07/02/2018		114.92
081403	W	06/21/2018	STUMPS/SHINDIGZ/SPIRITLINE	002110	RECONCILED:07/02/2018		504.50
081404	W	06/21/2018	WELLER'S PLUMBING AND HEATING				
081405	W	06/21/2018	CARDINAL BUS SALES & SERVICE, INC.	003541	RECONCILED:07/02/2018		416.18
081406	W	06/21/2018	SPORT SUPPLY GROUP INC.	003665	RECONCILED:07/02/2018		69.00
081407	W	06/21/2018	QUILL CORPORATION	003977			226.66
081408	W	06/21/2018	SOUTHERN OHIO ESC	004812	RECONCILED:07/02/2018		50,032.90
081409	W	06/21/2018	MEDCO	004862			113.55
081410	W	06/21/2018	COMMERCIAL PARTS & SERVICE	005569	RECONCILED:07/02/2018		585.07
081411	W	06/21/2018	NATIONAL FFA ORGANIZATION	006002	RECONCILED:07/02/2018		110.00
081412	W	06/21/2018	HEALTHCARE BILLING SERVICES	006233			272.34
081413	W	06/21/2018	EDUCATIONAL THEATRE ASSOCIA.	006259	RECONCILED:07/02/2018		147.50
081414	W	06/21/2018	INTERNATIONAL THESPIAN SOCIETY				
081415	W	06/21/2018	JANI-CHEM	006355	RECONCILED:07/02/2018		211.37
081416	W	06/21/2018	HOLTFIELD	006547	RECONCILED:07/02/2018		32.03
081416	W	06/21/2018	LOWE'S	006556	RECONCILED:07/02/2018		456.15
081417	W	06/21/2018	MUSIC & ARTS	051085			90.63
081418	W	06/21/2018	ALL WAYS GREEN LAWN & TURF, LLC	120293	RECONCILED:07/02/2018		3,115.00
081419	W	06/21/2018	OAKTREE PRODUCTS, INC.	120294	RECONCILED:07/02/2018		75.53
081420	W	06/21/2018	GRIFFIN PRINTING	500785	RECONCILED:07/02/2018		24.00
081421	W	06/21/2018	DELWIN GRIFFIN				
081421	W	06/21/2018	CDI COMPUTER DEALERS INC.	500843	RECONCILED:07/02/2018		4,834.69
081422	W	06/21/2018	REITER DAIRY OF SPRINGFIELD LLC	501045			1,467.16
081423	W	06/21/2018	RED DOT TROPHY	501245	RECONCILED:07/02/2018		617.00

BRIGHT LOCAL SCHOOL DISTRICT
 SORT BY CHECK NUMBER
 CHECK DATES BETWEEN 06/01/2018 AND 06/30/2018
 ALL CHECKS SELECTED

CHECK	TYPE	DATE	VENDOR	VENDOR	STATUS/DATE	BANK CODE	CHECK AMOUNT	
081424	W	06/21/2018	Mowlystown FFA	501293	RECONCILED:07/02/2018		4,300.00	
081425	W	06/21/2018	PARTY PLEASERS SERVICES	501303	RECONCILED:07/02/2018		1,039.00	
081426	W	06/21/2018	CLERMONT COUNTY BOARD OF DEVELOPMENTAL DISABILITIES	501323	RECONCILED:07/02/2018		2,972.14	
081427	W	06/21/2018	M-F ATHLETIC CO., INC.	501374			2,216.00	
			MFAC, LLC					
081428	W	06/21/2018	1st Stop, Inc	501392	RECONCILED:07/02/2018		1,255.25	
081429	M	06/22/2018	BRIGHT TREASURES OFFICE	901292			0.00	
081430	C	06/29/2018	B.L.S.D. MEMO PAYROLL ACCOUNT	900145	RECONCILED:07/02/2018		186,620.82	
081431	M	06/29/2018	MEMO	950000			93.00	
			(BOARD'S SHARE OF FICA)					
081432	M	06/29/2018	MEMO MEDICARE	980000			2,572.77	
			(BOARD'S SHARE OF MEDICARE)					
081433	M	06/30/2018	MEMO RETIREMENT	970000			47,444.00	
081434	M	06/29/2018	SCHOOL EMPLOYEES RETIREMENT SYSTEM	901790			327.25	
081435	M	06/29/2018	STATE TEACHERS RETIREMENT SYSTEM OF OHIO	901940			554.99	
081436	W	06/29/2018	BROWN COUNTY SCHOOLS BENEFITS CONSORTIUM	006483			93,848.21	
081437	W	06/29/2018	DELTA DENTAL	501120	RECONCILED:07/02/2018		5,784.41	
979303	T	06/29/2018	BRIGHT TREASURES OFFICE	901292	RECONCILED:07/02/2018		1,284.70	
979304	T	06/29/2018	BRIGHT TREASURES OFFICE	901292	RECONCILED:07/02/2018		10,259.12	
979305	T	06/29/2018	BRIGHT TREASURES OFFICE	901292	RECONCILED:07/02/2018		4,414.87	
V VOIDED CHECKS							1	62.64
R RECONCILED CHECKS							79	529,791.58
W WARRANT CHECKS							88	244,171.12
M MEMO CHECKS							10	57,980.13
B REFUND CHECKS							0	0.00
I INVESTMENT CHECKS							0	0.00
T TRANSFER CHECKS							3	15,958.69
D DISTRIBUTION CHECKS							0	0.00
C PAYROLL CHECKS							2	373,753.91
MISSING CHECKS							0	
** TOTAL CHECKS (LESS VOIDED)							102	691,801.21
*** TOTAL CHECKS WRITTEN							103	691,863.85

Fund #	Fund Description	MTD Receipts	FYTD Receipts	MTD Expenditures	FYTD Expenditures	Current Fund Balance	Current Encumbrances	Unencumbered Bank Fund Balance Code
01 0000	GENERAL FUND							
2,812,576.28	577,569.85	9,109,727.40	694,419.26	8,429,146.13	3,493,157.55	46,303.35	3,446,854.20	
01 9004	BUS PURCHASE ASSISTANCE ALLOWANCE							
72,078.48	1,200.00	36,454.04	0.00	86,206.46	22,326.06	0.00	22,326.06	
01 9015	TECHBOOK/TECHNOLOGY SET ASIDE							
94,669.59	3,604.06	17,362.78	0.00	0.00	112,032.37	0.00	112,032.37	
02 9004	BUS/LEASE PURCHASE							
0.00	0.00	57,116.47	0.00	57,116.47	0.00	0.00	0.00	
02 9011	HB264 BOND RETIREMENT FUND							
0.00	0.00	63,207.23	0.00	44,856.00	18,351.23	0.00	18,351.23	
02 9016	BOND RETIRE							
0.00	0.00	41,489.21	0.00	41,460.85	28.36	0.00	28.36	
02 9116	AC PROJECT LEASE PMT							
0.00	1,284.70	12,716.03	0.00	12,716.03	0.00	0.00	0.00	
02 9798	BOND RETIREMENT/CLASSROOM FACILITIES							
313,447.02	0.00	0.00	0.00	61,475.00	251,972.02	0.00	251,972.02	
03 9011	HOUSE BILL 264 PROJECT							
0.00	0.00	9,179.35	0.00	0.00	9,179.35	0.00	9,179.35	
03 9116	AIR CONDITIONING PROJECT							
6,197.17	0.00	0.00	0.00	0.00	6,197.17	0.00	6,197.17	
06 0000	LUNCH ROOM FUND							
60,479.38	24,122.14	346,771.57	23,796.64	379,430.13	27,820.82	0.00	27,820.82	
06 918B	SAVE OUR STRENGTH - BREAKFAST GRANT							
0.00	0.00	4,000.00	0.00	2,128.03	1,871.97	0.00	1,871.97	
06 918W	SCP BREAKFAST GRANT							
0.00	0.00	3,000.00	0.00	3,000.00	0.00	0.00	0.00	
18 9000	UNIQUE WEEK							
223.94	0.00	0.00	0.00	52.00	171.94	0.00	171.94	
18 900B	BRIGHT PUBLIC SCHOOL SUPPORT FUND							
9,713.37	2,861.17-	6,290.71	1,076.80	10,204.22	5,799.86	2,875.00	2,924.86	
18 900W	WHITEOAK PUBLIC SCHOOL SUPPORT FUND							
844.67	0.00	4,506.06	0.00	5,241.65	109.08	0.00	109.08	

*** NOTE!! ONLY ACTIVE ACCOUNTS HAVE BEEN SELECTED, TOTALS MAY EXCLUDE AMOUNTS THAT ARE RELATED TO INACTIVE ACCOUNTS.

Fund #	Fund Description	MTD Receipts	FYTD Receipts	MTD Expenditures	FYTD Expenditures	Current Fund Balance	Current Encumbrances	Unencumbered Bank Fund Balance Code
18	910B PAWS CAMP	0.00	1,915.00	0.00	2,041.50	39.50	0.00	39.50
18	918B DEMARCO FUND GRANT - ELEMENTARY ARTS	0.00	5,000.00	0.00	814.00	4,186.00	2,701.79	1,484.21
18	920B BRIGHT BOOK FAIR	2,861.17	6,755.00	2,861.17	6,755.00	0.00	0.00	0.00
18	920W WHITEOAK BOOK FAIR	0.00	762.98	0.00	0.00	762.98	0.00	762.98
34	0000 CLASSROOM FAC. MAINT.	0.00	31,519.00	38.97	25,450.69	126,989.34	2,000.00	124,989.34
00	916W CLASS OF 2016	0.00	0.00	0.00	1,166.00	0.00	0.00	0.00
00	916Y 2015-2016 YEARBOOK	0.00	0.00	0.00	126.90	0.00	0.00	0.00
00	917W CLASS OF 2017	0.00	2,419.03-	0.00	1,661.44	0.00	0.00	0.00
00	917Y 2016-17 Yearbook	0.00	846.00-	0.00	0.00	0.00	0.00	0.00
00	918W CLASS OF 2018	0.00	326.31-	438.66	2,502.95	1,132.79	261.25	871.54
00	918Y WHITEOAK YEARBOOK	60.00	4,186.00	0.00	2,607.54	1,578.46	0.00	1,578.46
00	919W CLASS OF 2019	0.00	16,972.80	1,153.92	10,725.46	6,247.34	0.00	6,247.34
00	920W CLASS OF 2020	0.00	677.31	500.00	614.68	62.63	0.00	62.63
00	921W CLASS OF 2021	0.00	684.21	0.00	150.03	534.18	0.00	534.18
00	933W FUTURE FARMERS OF AMERICA (FFA)	4,243.18	39,285.06	6,355.00	41,467.17	2,061.07	0.00	2,061.07
00	955W NATIONAL HONOR SOCIETY	0.00	5,895.32	50.40	4,174.84	2,314.36	150.00	2,164.36

*** NOTE!! ONLY ACTIVE ACCOUNTS HAVE BEEN SELECTED, TOTALS MAY EXCLUDE AMOUNTS THAT ARE RELATED TO INACTIVE ACCOUNTS.

Fund #	Fund Description	Begin Balance	MTD Receipts	FYTD Receipts	MTD Expenditures	FYTD Expenditures	Current Fund Balance	Current Encumbrances	Unencumbered Fund Balance	Bank Code
200	965W DRAMA CLUB	928.79	0.00	1,125.50	147.50	1,004.04	1,050.25	130.00	920.25	
300	901W WHITEOAK JUNIOR HIGH ATHLETIC	6,627.44	0.00	1,671.00	0.00	7,500.81	797.63	0.00	797.63	
300	903W WHITEOAK ATHLETIC	13,637.09	2,000.00	29,388.92	8,784.50	30,102.44	12,923.57	339.72	12,583.85	
139	9017 PRESCHOOL EXPANSION GRANT FY17	2,884.42	0.00	11,783.24	0.00	14,667.66	0.00	0.00	0.00	
139	9018 PRESCHOOL EXPANSION GRANT FY18	0.00	0.00	90,319.69	3,400.69	90,319.69	0.00	0.00	0.00	
151	9018 CONNECTIVITY GRANT FY18	0.00	0.00	2,700.00	0.00	2,700.00	0.00	0.00	0.00	
161	9017 AG ED 5TH QTR GRANT FY17	0.00	0.00	4,195.00	0.00	4,195.00	0.00	0.00	0.00	
199	9018 SECONDARY TRANSITION W/ DISABILITIES	0.00	0.00	0.00	0.00	0.00	0.00	311.30	311.30	
199	9017 IDEA PART B FY17	0.00	0.00	11,027.85	0.00	11,027.85	0.00	0.00	0.00	
199	9018 IDEA PART B FY18	0.00	8,812.60	121,476.81	3,534.50	121,476.81	0.00	0.00	0.00	
199	9017 TITLE I SW FY17	21,687.73	0.00	73,702.85	0.00	95,390.58	0.00	0.00	0.00	
199	9018 TITLE I SW FY18	0.00	56,143.33	258,075.54	33,152.86	258,075.54	0.00	0.00	0.00	
199	9018 EARLY CHILDHOOD SPECIAL EDUCATION	0.00	2,067.34	5,684.96	1,033.67	5,684.96	0.00	0.00	0.00	
199	9017 TITLE IIA FY17	0.00	0.00	3,605.44	0.00	3,605.44	0.00	0.00	0.00	
199	9018 TITLE IIA FY18	0.00	4,543.11	37,941.21	219.49	37,941.21	0.00	0.00	0.00	
199	9018 TITLE VB RURAL/LOW INC FY18	0.00	0.00	14,641.70	0.00	14,641.70	0.00	0.00	0.00	

*** NOTE!! ONLY ACTIVE ACCOUNTS HAVE BEEN SELECTED, TOTALS MAY EXCLUDE AMOUNTS THAT ARE RELATED TO INACTIVE ACCOUNTS.

Date: 07/02/2018
 Time: 10:41 am

BRIGHT LOCAL SCHOOL DISTRICT
 Financial Report by Fund/SCC

Fund #	Fund Description	Begin Balance	MTD Receipts	FYTD Receipts	MTD Expenditures	FYTD Expenditures	Current Fund Balance	Current Encumbrances	Unencumbered Bank Fund Balance	Bank Code
599	9118 TITLE IVA - STUDENT SUPPORT	0.00	0.00	8,867.92	0.00	8,867.92	0.00	0.00	0.00	
GRAND TOTALS:		3,552,100.88	685,932.13	10,498,089.82	774,162.65	9,940,492.82	4,109,697.88	55,072.41	4,054,625.47	

*** NOTE!! ONLY ACTIVE ACCOUNTS HAVE BEEN SELECTED, TOTALS MAY EXCLUDE AMOUNTS THAT ARE RELATED TO INACTIVE ACCOUNTS.

Certificate of the Total Amount From All Sources Available
 For Expenditures, and Balances
 Rev. Code, Sec. 5705.36

From the: BRIGHT LOCAL SCHOOL DISTRICT, HIGHLAND County,
 MOWRYSTOWN, OH, June 30, 2019

To the County Auditor of said County:

The following is the total amount from all sources available for expenditures from each fund set up in the tax budget, with the balances that exist at the end of the fiscal year, June 30, 2019.

Fund Type/Classification	(1) Cash Balance as of June 30, 2019	(2) Encumbrances as of June 30, 2019	(3) Advances not Repaid	(4) Carryover Balance Available for Appropriation	(5) Total Amount From all Sources Available for Expenditures	(6) Total Amount Avail. Plus Balances
GOVERNMENTAL FUND TYPE						
General Fund	3,627,515.98	46,303.35	.00	3,581,212.63	8,525,807.00	12,107,019.63
Special Revenue	24,790.56	6,227.81	.00	18,562.75	782,064.04	800,626.79
Debt Service	270,351.61	.00	.00	270,351.61	173,345.98	443,697.59
Capital Projects	142,365.86	2,000.00	.00	140,365.86	35,200.00	175,565.86
PROPRIETARY FUND TYPE						
Enterprise	29,692.79	.00	.00	29,692.79	385,000.00	414,692.79
FIDUCIARY FUND TYPE						
Agency Fund	14,981.08	541.25	.00	14,439.83	55,850.00	70,289.83
Total All Funds	4,109,697.88	55,072.41	.00	4,054,625.47	9,957,267.02	14,011,892.49

Fund Type/Classification	Cash Balance as of June 30, 2019	Encumbrances as of June 30, 2019	Advances not Repaid	Carryover Balance Available for Appropriation	Total Amount From all Sources Available for Expenditures	Total Amount Avail. Plus Balances
GOVERNMENTAL FUND TYPE						
General Fund						
001 0000 GENERAL FUND	3,493,157.55	46,303.35	.00	3,446,854.20	8,445,807.00	11,892,661.20
001 9004 BUS PURCHASE ASSISTANCE ALLOWANCE	22,326.06	.00	.00	22,326.06	35,000.00	57,326.06
001 9015 TEXTBOOK/TECHNOLOGY SET ASIDE	112,032.37	.00	.00	112,032.37	45,000.00	157,032.37
Total General Fund	3,627,515.98	46,303.35	.00	3,581,212.63	8,525,807.00	12,107,019.63
Special Revenue						
018 9000 UNIQUE WEEK	171.94	.00	.00	171.94	500.00	671.94
018 900B BRIGHT PUBLIC SCHOOL SUPPORT FUND	5,799.86	2,875.00	.00	2,924.86	8,900.00	11,824.86
018 900W WHITEOAK PUBLIC SCHOOL SUPPORT FUND	109.08	.00	.00	109.08	5,250.00	5,359.08
018 910B PAWS CAMP	39.50	.00	.00	39.50	2,000.00	2,039.50
018 918B DEMARCO FUND GRANT - ELEMENTARY ARTS	4,186.00	2,701.79	.00	1,484.21	.00	1,484.21
018 920B BRIGHT BOOK FAIR	.00	.00	.00	.00	4,000.00	4,000.00
018 920W WHITEOAK BOOK FAIR	762.98	.00	.00	762.98	2,500.00	3,262.98
300 901W WHITEOAK JUNIOR HIGH ATHLETIC	797.63	.00	.00	797.63	5,000.00	5,797.63
300 903W WHITEOAK ATHLETIC	12,923.57	339.72	.00	12,583.85	30,500.00	43,083.85
439 9019 PRESCHOOL EXPANSION GRANT FY19	.00	.00	.00	.00	112,000.00	112,000.00
451 9019 CONNECTIVITY FY19	.00	.00	.00	.00	5,400.00	5,400.00
461 9018 AG ED 5TH QTR GRANT FY18	.00	.00	.00	.00	5,100.00	5,100.00
461 9019 AG ED 5TH QTR FY19	.00	.00	.00	.00	5,100.00	5,100.00
499 9018 SECONDARY TRANSITION W/ DISABILITIES	.00	311.30	.00	311.30-	325.50	14.20
516 9018 IDEA PART B FY18	.00	.00	.00	.00	25,000.00	25,000.00
516 9019 IDEA PART B FY19	.00	.00	.00	.00	156,000.00	156,000.00
572 9018 TITLE I SW FY18	.00	.00	.00	.00	60,000.00	60,000.00

Fund Type/Classification	Cash Balance as of June 30, 2019	Encumbrances as of June 30, 2019	Advances not Repaid	Carryover Balance Available for Appropriation	Total Amount From all Sources Available for Expenditures	Total Amount Avail. Plus Balances
572 9019 TITLE I SW FY19	.00	.00	.00	.00	287,272.55	287,272.55
587 9019 ECE SPECIAL EDUCATION FY19	.00	.00	.00	.00	8,000.00	8,000.00
590 9019 TITLE IIA FY19	.00	.00	.00	.00	38,208.75	38,208.75
599 9019 TITLE BV RURAL/LOW INCOME	.00	.00	.00	.00	21,007.24	21,007.24
Total Special Revenue	24,790.56	6,227.81	.00	18,562.75	782,064.04	800,626.79
Debt Service						
002 9004 BUS/LEASE PURCHASE	.00	.00	.00	.00	57,116.47	57,116.47
002 9011 HB264 BOND RETIREMENT FUND	18,351.23	.00	.00	18,351.23	63,240.00	81,591.23
002 9016 BOND RETIRE	28.36	.00	.00	28.36	41,489.51	41,517.87
002 9116 AC PROJECT LEASE PMT	.00	.00	.00	.00	11,500.00	11,500.00
002 9798 BOND RETIREMENT/CLASSROOM FACILITIES	251,972.02	.00	.00	251,972.02	.00	251,972.02
Total Debt Service	270,351.61	.00	.00	270,351.61	173,345.98	443,697.59
Capital Projects						
003 9011 HOUSE BILL 264 PROJECT	9,179.35	.00	.00	9,179.35	.00	9,179.35
003 9116 AIR CONDITIONING PROJECT	6,197.17	.00	.00	6,197.17	.00	6,197.17
034 0000 CLASSROOM FAC. MAINT.	126,989.34	2,000.00	.00	124,989.34	35,200.00	160,189.34
Total Capital Projects	142,365.86	2,000.00	.00	140,365.86	35,200.00	175,565.86
PROPRIETARY FUND TYPE						
Enterprise						
006 0000 LUNCH ROOM FUND	27,820.82	.00	.00	27,820.82	385,000.00	412,820.82
006 918B SAVE OUR STRENGTH - BREAKFAST GRANT	1,871.97	.00	.00	1,871.97	.00	1,871.97
Total Enterprise	29,692.79	.00	.00	29,692.79	385,000.00	414,692.79
FIDUCIARY FUND TYPE						

Fund Type/Classification	Cash Balance as of June 30, 2019	Encumbrances as of June 30, 2019	Advances not Repaid	Carryover Balance Available for Appropriation	Total Amount From all Sources Available for Expenditures	Total Amount Avail. Plus Balances
Agency Fund						
200 918W CLASS OF 2018	1,132.79	261.25	.00	871.54	.00	871.54
200 918Y WHITEOAK YEARBOOK	1,578.46	.00	.00	1,578.46	4,000.00	5,578.46
200 919W CLASS OF 2019	6,247.34	.00	.00	6,247.34	5,000.00	11,247.34
200 920W CLASS OF 2020	62.63	.00	.00	62.63	10,000.00	10,062.63
200 921W CLASS OF 2021	534.18	.00	.00	534.18	500.00	1,034.18
200 933W FUTURE FARMERS OF AMERICA (FFA)	2,061.07	.00	.00	2,061.07	30,000.00	32,061.07
200 955W NATIONAL HONOR SOCIETY	2,314.36	150.00	.00	2,164.36	5,100.00	7,264.36
200 965W DRAMA CLUB	1,050.25	130.00	.00	920.25	1,250.00	2,170.25
Total Agency Fund	14,981.08	541.25	.00	14,439.83	55,850.00	70,289.83

Total All Funds	4,109,697.88	55,072.41	.00	4,054,625.47	9,957,267.02	14,011,892.49
-----------------	--------------	-----------	-----	--------------	--------------	---------------

- Column 1. - Cash balance per the cash book of the governmental unit as of June 30, 2019.
 - Column 2. - All outstanding unliquidated encumbrances as of June 30, 2019 obligations in the form of purchase orders or contracts which were charged to a prior year's appropriation and for which a part of that appropriation is reserved (carryover purchase orders).
 - Column 3. - Advances not repaid as of June 30, 2019 - this amount should be added to the fund that made the advance and subtracted from the fund that will be making the reimbursement.
 - Column 4. - The total of column one, minus column two, plus or minus column three.
 - Column 5. - The total amount from all sources the governmental unit expects to receive during the forthcoming year which is available for expenditures.
 - Column 6. - Total of columns four and five.
- .. Fund Types and Classes must correspond to those on pages 68-72 of the USAS Users Manual, or other corresponding chart of accounts.
- .. Every fund number should be broken out by Special Cost Center (SCC) whenever required by the funding agency (i.e. State and Federal Projects). Student Activity Funds are not required to be reported by Special Cost Center, (for SCHOOLS ONLY).

Signed _____

Fiscal Officer

BRIGHT LOCAL SCHOOL DISTRICT
Certificate of the Total Amount From All Sources Available for Expenditures, and Balances

=====

CERTIFICATE OF THE TOTAL AMOUNT FROM ALL SOURCES
AVAILABLE FOR EXPENDITURES, AND BALANCES

=====

_____ COUNTY OHIO

On June 30, 2019

=====

Filed _____, 20____

_____ County Auditor

by _____ Deputy

Rev. Code, Sec. 5705.36

Office of Budget Commission, HIGHLAND County, Ohio.
 MOWRYSTOWN, Ohio, July 2, 2018

TO THE TAXING AUTHORITY OF BRIGHT LOCAL SCHOOL DISTRICT

The following is the amended official certificate of estimated resources for the fiscal year beginning July 1, 2019, as revised by the Budget Commission of said County, which shall govern the total of appropriations made at any time during such fiscal year:

Fund	Unencumbered Balance July 1, 2019	Taxes	Other Sources	Total
GOVERNMENTAL FUND TYPE				
General Fund	3,581,212.63	1,904,008.00	6,621,799.00	12,107,019.63
Special Revenue	18,562.75	.00	782,064.04	800,626.79
Debt Service	270,351.61	.00	173,345.98	443,697.59
Capital Projects	140,365.86	35,200.00	.00	175,565.86
PROPRIETARY FUND TYPE				
Enterprise	29,692.79	.00	385,000.00	414,692.79
FIDUCIARY FUND TYPE				
Agency Fund	14,439.83	.00	55,850.00	70,289.83
Total All Funds	4,054,625.47	1,939,208.00	8,018,059.02	14,011,892.49

 Budget

 Commission

Rev. Code, Sec. 5705.36

Unencumbered				
Fund	Balance July 1, 2019	Taxes	Other Sources	Total

GOVERNMENTAL FUND TYPE				
General Fund				
001 GENERAL	3,581,212.63	1,904,008.00	6,621,799.00	12,107,019.63
Total General Fund	3,581,212.63	1,904,008.00	6,621,799.00	12,107,019.63
Special Revenue				
018 PUBLIC SCHOOL SUPPORT	5,492.57	.00	23,150.00	28,642.57
300 DISTRICT MANAGED ACTIVITY	13,381.48	.00	35,500.00	48,881.48
439 PUBLIC SCHOOL PRESCHOOL	.00	.00	112,000.00	112,000.00
451 DATA COMMUNICATION FUND	.00	.00	5,400.00	5,400.00
461 VOCATIONAL EDUC. ENHANCEMENTS	.00	.00	10,200.00	10,200.00
499 MISCELLANEOUS STATE GRANT FUND	311.30-	.00	325.50	14.20
516 IDEA PART B GRANTS	.00	.00	181,000.00	181,000.00
572 TITLE I DISADVANTAGED CHILDREN	.00	.00	347,272.55	347,272.55
587 IDEA PRESCHOOL-HANDICAPPED	.00	.00	8,000.00	8,000.00
590 IMPROVING TEACHER QUALITY	.00	.00	38,208.75	38,208.75
599 MISCELLANEOUS FED. GRANT FUND	.00	.00	21,007.24	21,007.24
Total Special Revenue	18,562.75	.00	782,064.04	800,626.79
Debt Service				
002 BOND RETIREMENT	270,351.61	.00	173,345.98	443,697.59
Total Debt Service	270,351.61	.00	173,345.98	443,697.59
Capital Projects				
003 PERMANENT IMPROVEMENT	15,376.52	.00	.00	15,376.52
034 CLASSROOM FACILITIES MAINT.	124,989.34	35,200.00	.00	160,189.34
Total Capital Projects	140,365.86	35,200.00	.00	175,565.86
PROPRIETARY FUND TYPE				
Enterprise				
006 FOOD SERVICE	29,692.79	.00	385,000.00	414,692.79
Total Enterprise	29,692.79	.00	385,000.00	414,692.79
FIDUCIARY FUND TYPE				

Rev. Code, Sec. 5705.36

Fund	Unencumbered Balance July 1, 2019	Taxes	Other Sources	Total
Agency Fund				
200 STUDENT MANAGED ACTIVITY	14,439.83	.00	55,850.00	70,289.83
Total Agency Fund	14,439.83	.00	55,850.00	70,289.83
Total All Funds	4,054,625.47	1,939,208.00	8,018,059.02	14,011,892.49

2018-2019 APPROPRIATION RESOLUTION
City, Exempted Village, Joint Vocational or Local Board of Education
Rev.Code Sec. 5705.38

The Board of Education of the BRIGHT LOCAL School District,
HIGHLAND County, Ohio, met in REGULAR session on the 8TH day of AUGUST,
2018, at the office of WHITEOAK JR/SR HIGH with the following members present:

ANGELA WRIGHT
JOHN GILLESPIE
MIKE AMES
STEVE COX
TAMMY HAUKE

moved the adoption of the following Resolution:

BE IT RESOLVED by the Board of Education of the BRIGHT LOCAL
School District, HIGHLAND County, Ohio, that to provide for
the current expenses and other expenditures of said Board of Education, during
the fiscal year, ending June 30, 2019, the following sums be and the
same are hereby set aside and appropriated for the several purposes for which
expenditures are to be made and during said fiscal year, as follows, viz:

Date: 07/02/18
Time: 4:54 pm

BRIGHT LOCAL SCHOOL DIS
Appropriation Resolution Repo

	2019 Appropriations
001 GENERAL	9,342,963.12
002 BOND RETIREMENT	351,277.04
006 FOOD SERVICE	412,675.00
018 PUBLIC SCHOOL SUPPORT	23,750.00
034 CLASSROOM FACILITIES MAINT.	46,200.00
200 STUDENT MANAGED ACTIVITY	62,722.45
300 DISTRICT MANAGED ACTIVITY	32,200.00
439 PUBLIC SCHOOL PRESCHOOL	112,000.00
451 DATA COMMUNICATION FUND	5,400.00
461 VOCATIONAL EDUC. ENHANCEMENTS	10,200.00
499 MISCELLANEOUS STATE GRANT FUND	.00
516 IDEA PART B GRANTS	171,649.20
572 TITLE I DISADVANTAGED CHILDREN	346,511.00
587 IDEA PRESCHOOL-HANDICAPPED	5,322.35
590 IMPROVING TEACHER QUALITY	38,208.75
599 MISCELLANEOUS FED. GRANT FUND	21,007.24
Grand Total All Funds	10,982,086.15

seconded the Resolution and the roll being called upon its adoption, the vote resulted as follows:

Vote:

ANGELA WRIGHT, YES
JOHN GILLESPIE, YES
MIKE AMES, YES
STEVE COX, YES
TAMMY HAUKE, YES

,
,

CERTIFICATE
(O.R.C. 5705.412)

RE:

IT IS HEREBY CERTIFIED that the BRIGHT LOCAL School District has sufficient funds to meet the contract, obligation, payment, or expenditure for the above, and has in effect for the remainder of the fiscal year and the succeeding fiscal year the authorization to levy taxes which, when combined with the estimated revenue from all other sources available to the district at the time of certification, are sufficient to provide operating revenues necessary to enable the district to maintain all personnel, programs, and services essential to the provision of an adequate educational program on all the days set forth in its adopted school calendar for the current fiscal year and for a number of days in the succeeding fiscal year equal to the number days instruction was held or is scheduled for the current fiscal year, except that if the above expenditure is for a contract, this certification shall cover the term of the contract or the current fiscal year plus the two immediately succeeding fiscal years, whichever period of years is greater.

DATED: _____

BY: _____
Treasurer

BY: _____
Superintendent of Schools

BY: _____
President, Board of Education

Date: 07/02/18
Time: 4:54 pm

BRIGHT LOCAL SCHOOL DISTRICT
Appropriation Recap Sheet

Page 2
(APPRES)

Fund Class/Name	Fund	2019 Appropriations
*** Governmental Fund Types ***		
General Fund		
GENERAL	001	9,342,963.12
Total General Fund		9,342,963.12
Special Revenue		
PUBLIC SCHOOL SUPPORT	018	23,750.00
DISTRICT MANAGED ACTIVITY	300	32,200.00
PUBLIC SCHOOL PRESCHOOL	439	112,000.00
DATA COMMUNICATION FUND	451	5,400.00
VOCATIONAL EDUC. ENHANCEMENTS	461	10,200.00
MISCELLANEOUS STATE GRANT FUND	499	.00
IDEA PART B GRANTS	516	171,649.20
TITLE I DISADVANTAGED CHILDREN	572	346,511.00
IDEA PRESCHOOL-HANDICAPPED	587	5,322.35
IMPROVING TEACHER QUALITY	590	38,208.75
MISCELLANEOUS FED. GRANT FUND	599	21,007.24
Total Special Revenue		766,248.54
Debt Service		
BOND RETIREMENT	002	351,277.04
Total Debt Service		351,277.04
Capital Projects		
CLASSROOM FACILITIES MAINT.	034	46,200.00
Total Capital Projects		46,200.00
*** Proprietary Fund Types ***		
Enterprise		
FOOD SERVICE	006	412,675.00
Total Enterprise		412,675.00
*** Fiduciary Fund Types ***		
Agency Fund		
STUDENT MANAGED ACTIVITY	200	62,722.45
Total Agency Fund		62,722.45

Date: 07/02/18
Time: 4:54 pm

BRIGHT LOCAL SCHOOL DISTRICT
Appropriation Recap Sheet

Page 3
(APPRES)

Fund Class/Name	Fund	2019 Appropriations
Total Appropriations - All Fund Types		10,982,086.15