

DATE: 10/01/2018
TIME: 14:34

BRIGHT LOCAL SCHOOL DISTRICT
CASH RECONCILIATION AS OF 10/01/2018

PAGE: 1
(USAEMSED)

	SUB-TOTALS	TOTALS
	-----	-----
Gross Depository Balances:		
PEOPLES BANK	\$ 1,263,104.86	
STAR OHIO	2,000,914.32	
FIRST FINANCIAL - CD'S	101,046.68	
PEOPLES BANK - CD'S	201,004.60	
REDTREE INVESTMENTS	1,005,954.30	

Total Depository Balances (Gross)		\$ 4,572,024.76
Adjustments to Bank Balance:		
Cash in Transit to Bank	\$ 0.00	
Outstanding Checks	176,879.64-	
Adjustments	28,390.36-	
Posted Payroll Items not Cleared		


Total Adjustments to Bank Balance		205,270.00-
Investments:		
Treasury Bonds and Notes	\$ 0.00	
Certificate of Deposits	0.00	
Other Securities	0.00	
Other Investments:		

Total Investments		0.00
Cash on Hand:		
Petty Cash:		
Change Cash:		
Cash with Fiscal Agent	0.00	

Total Cash on Hand		0.00

Total Balances		\$ 4,366,754.76
		=====
Total Fund Balance		\$ 4,366,754.76
		=====
Depository Clearance Accounts:		

Total Clearance Account Balances		\$ 0.00



Treasurer

Bright Local School District

Investment Portfolio

As of October 1, 2018

First Financial Bank

Hillsboro, Ohio

CD's

<u>Term</u>	<u>Amount</u>	<u>Interest</u>	<u>Interest Paid</u>	<u>Maturity Date</u>
18 Month	\$101,046.68	1.00%	Semi-Annually	6/5/19
Total	\$101,046.68			

Peoples Bank

Sardina, Ohio

CD's

<u>Term</u>	<u>Amount</u>	<u>Interest</u>	<u>Interest Paid</u>	<u>Maturity Date</u>
12 Month	\$101,004.60	2.00%	on maturity	5/29/19
18 Month	\$100,000.00	1.25%	on maturity	11/24/18
Total	\$201,004.60			

Checking	\$1,263,104.86	0.41%	monthly	n/a,
----------	----------------	-------	---------	------

Star Ohio

Money Market

<u>Term</u>	<u>Amount</u>	<u>Interest</u>	<u>Interest Paid</u>	<u>Maturity Date</u>
n/a	\$2,000,914.32	1.81%	monthly	n/a

RedTree Investments

Commercial Paper

<u>Term</u>	<u>Amount</u>	<u>Interest</u>	<u>Interest Paid</u>	<u>Maturity Date</u>
<270 days	\$1,005,954.30	~2.33%	on maturity	varies



P. O. Box 7177
Dublin, OH 43017

Account Statement

September 1, 2018 - September 30, 2018

ACCOUNT NUMBER

40062

REGISTRATION

BRIGHT LOCAL SCHOOL
ATTN RANDOLPH DREWYOR
44 N HIGH ST
MOWRYSTOWN, OH 45155

0001592-0001752 PDFE 739131



BRIGHT LOCAL SCHOOL
ATTN RANDOLPH DREWYOR
44 N HIGH ST
MOWRYSTOWN, OH 45155

REP NAME

REP ID

90496 36 0000



Shareholder Services 800-648-STAR (7827)

Funds Management

STAR Ohio
Columbus, OH 43260



Please visit our website at:
www.tos.ohio.gov

Shareholder Message Center

STAR Ohio will be closed Monday, October 8, 2018 in observance of Columbus Day.

Please visit the STAR Ohio website at www.starohio.com to view the STAR Ohio Update Webinar recorded on July 18, 2018. This webcast, hosted by the Ohio Treasurer's office, provides a market review and update on the STAR Ohio and STAR Plus programs. For more information email info@starohio.com or call 1-800-648-STAR (7827).

Visit the Frequently Asked Questions section online at www.starohio.com for more information and other helpful tips regarding your STAR Ohio account.

As a reminder, it is no longer required to receive preapproval for trades under \$100 million. However, as a courtesy for large trades of \$25 million or more, please call STAR Client Services 24 hours in advance of the trade date.

Wires must be received prior to the STAR Ohio fund closing at 1:30 PM Monday through Friday. Wires received after the fund closes will be returned to the sending financial institution.

Please contact STAR Client Services if you need to update your e-mail address, sign up for online access, or turn off your monthly paper statements. STAR Client Services can be reached from 8:30 AM to 5:00 PM Monday through Friday at 1-800-648-STAR (7827).

PORTFOLIO SUMMARY

Funds	Fund ID	Cost Basis Election	Total Shares	Share Price	Share Value	Portfolio %
Star Ohio	4508	N/A	2,000,914.320	\$1.00	\$2,000,914.32	100.00%

Portfolio Value as of 09/30/2018:

\$2,000,914.32

DISTRIBUTION SUMMARY

Funds	Fund ID	YTD Earnings			Reinvestment Option		
		Income	S/T Cap Gains	L/T Cap Gains	Income	S/T Cap Gains	L/T Cap Gains
Star Ohio	4508	\$25,567.84	\$0.00	\$0.00	Reinvest	Reinvest	Reinvest

TRANSACTIONS

Star Ohio		4508 - 40062		30 Day Yield = 2.15%			
Date	Transaction Type	Transaction ID	Shares	Share Price	Gross Amount	Ded. Amount	Net Amount
09/01/2018	Opening Balance		2,097,338.100	\$1.00			\$2,097,338.10
09/13/2018	Redemption	34510512	(100,000.000)	1.00	(100,000.00)		(100,000.00)
09/28/2018	Income Dividend Reinvestment	348251151	3,576.220	1.00	3,576.22		3,576.22
09/30/2018	Closing Balance		2,000,914.320	\$1.00			\$2,000,914.32

Monthly Investment Summary
Bright Local Schools
US Bank Custodian Acct Ending x99836
 September 30, 2018

Monthly Cash Flow Activity

From 08-31-18 through 09-30-18

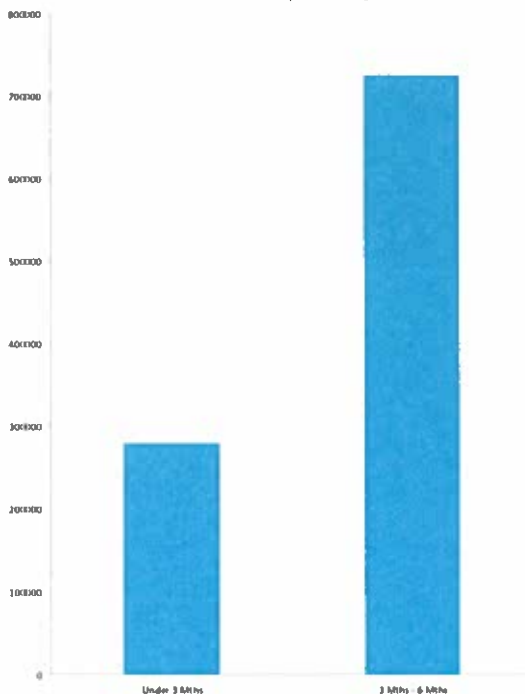
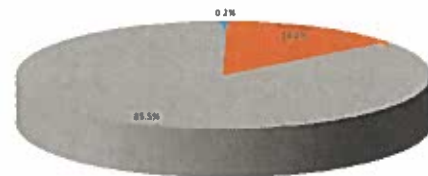
Beginning Book Value	1,001,438.80
Contributions	0.00
Withdrawals	0.00
Prior Month Management Fees	-83.94
Realized Gains/Losses	0.00
Gross Interest Earnings	4,599.44
Ending Book Value	1,005,954.30

Market Value Summary

Security Type	Market Value	Pct. Assets	Avg Yield at Cost	Wght Avg Mat
Money Market Fund				
MONEY MARKET FUND	2,510.35	0.2	1.96	0.00
Fixed Income				
U.S. TREASURY BILLS	143,622.50	14.2	2.24	0.42
Commercial Paper				
COMMERCIAL PAPER	862,525.50	85.5	2.48	0.34
TOTAL PORTFOLIO	1,008,658.35	100.0	2.44	0.35

Maturity Distribution

Distribution by Maturity


Security Type Allocation

Disclosures:

RedTree's internal accounting system is used as the source of the market value of this account. Although obtained from a source believed to be reliable, we cannot guarantee its accuracy. You should review all account statements provided by the custodian and compare with the statements provided by RedTree.

Portfolio Holdings Report
Bright Local Schools
US Bank Custodian Acct Ending x99836
 September 30, 2018

Quantity	Cusip	Security Description	Moody's	S&P	Cost Basis	Market Value	Yield at Cost	Wtd Maturity	Purchase Date
U.S. TREASURY BILLS									
145,000	912796PT0	US Treasury Bill 0.000% Due 02-28-19	P-1	A-1+	143,378.85	143,622.50	2.24	0.42	08-30-18
COMMERCIAL PAPER									
135,000	89119BK13	TD USA 0.000% Due 10-01-18	P-1	A-1+	133,948.35	135,000.00	2.30	0.00	05-31-18
145,000	46640QLD1	JP Morgan 0.000% Due 11-13-18	P-1	A-1	143,269.67	144,598.35	2.43	0.12	05-18-18
145,000	89233HPR9	Toyota Motor Credit 0.000% Due 02-25-19	P-1	A-1+	143,457.04	143,519.55	2.47	0.41	09-21-18
145,000	13608BQS6	Canadian Imp Holdings 0.000% Due 03-26-19	P-1	A-1	143,191.79	143,184.60	2.54	0.49	09-28-18
155,000	62479MQT3	MUFG Bank 0.000% Due 03-27-19	P-1	A-1	153,047.00	153,048.55	2.55	0.49	09-28-18
145,000	63873KQT7	Natixis NY 0.000% Due 03-27-19	P-1	A-1	143,151.25	143,174.45	2.58	0.49	09-28-18
					860,065.10	862,525.50	2.48	0.34	
MONEY MARKET FUND									
	USBMMF	First American Treasury Obligations Fund			2,510.35	2,510.35	1.96		
TOTAL PORTFOLIO					1,005,954.30	1,008,658.35	2.44	0.35	

Disclosures:

RedTree's internal accounting system is used as the source of the market value of this account. Although obtained from a source believed to be reliable, we cannot guarantee its accuracy. You should review all account statements provided by the custodian and compare with the statements provided by RedTree.

Questions? Call 888.596.2293 or email info@redtreeinv.com